



National Marine Manufacturers Association

nmma.org

ECONOMIC SIGNIFICANCE OF RECREATIONAL BOATING IN COLORADO

CONGRESSIONAL DISTRICT 2

Number of Recreational Boats*	14,995
Recreational Boating Industry Businesses	177
Total Jobs	1,215
Annual Recreational Boating-Related Spending	\$64.2 MILLION

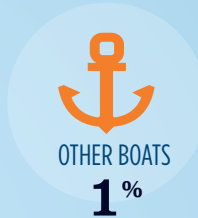

TOTAL ANNUAL ECONOMIC IMPACT OF RECREATIONAL BOATING:

\$152.0 MILLION

RECREATIONAL BOATS IN CO-2

TOTAL BOATS* **14,995**

REGISTERED BOATS	14,995
Power boats	11,562
PWCs	2,086
Sailboats	1,268
Other Boats	79
HOUSEHOLDS PER BOAT	19.9

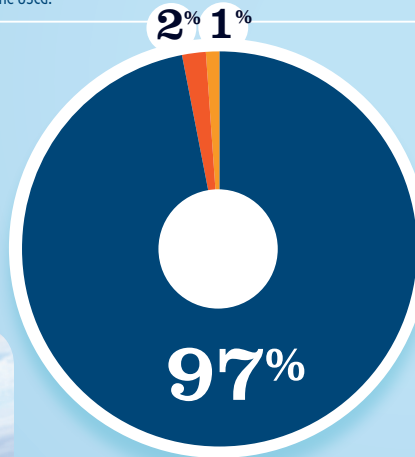


* Total boats are registered boats as reported by states to the USCG.

RECREATIONAL BOATING CREATES JOBS IN CO-2

TOTAL BOATING JOBS **1,923**

Boat Building	5
Motor / Engine Mfgr.	-
Accessory / Supplies Mfgr.	22
Dealers / Wholesalers	38
Boat Services	1,858



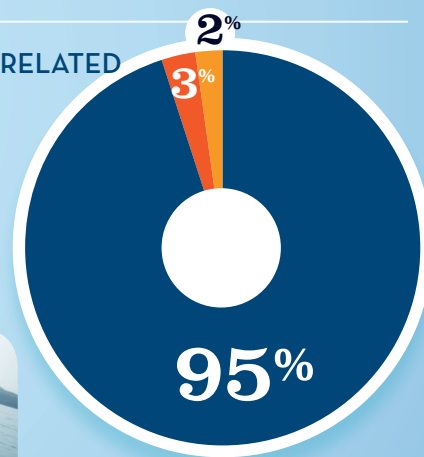
BOAT BUILDING † DLRS/WHOLESALEERS
MOTOR/ENG. MFGR. † BOAT SERVICES
ACC./SUPPLIES MFGR. † 0%



RECREATIONAL BOATING-RELATED BUSINESSES IN CO-2

TOTAL BUSINESSES **177**

Boat Building	1
Motor / Engine Mfgr.	-
Accessory / Supplies Mfgr.	3
Dealers / Wholesalers	5
Boat Services	168



BOAT BUILDING † DLRS/WHOLESALEERS
MOTOR/ENG. MFGR. † BOAT SERVICES
ACC./SUPPLIES MFGR. † 0%

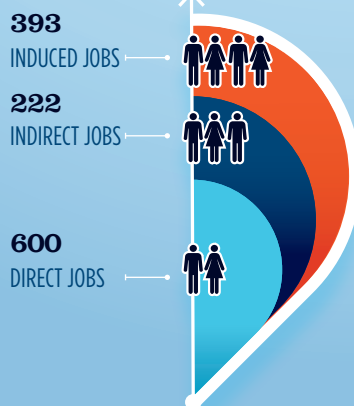


ESTIMATED JOBS IMPACT OF RECREATIONAL BOATING-RELATED SPENDING IN CO-2

EST. TOTAL JOBS **1,215**

EST. TOTAL LABOR INCOME **\$50.0** MILLIONS

Est. Direct Income	\$20.4
Est. Indirect Income	\$12.4
Est. Induced Income	\$17.2



RECREATIONAL BOATING INDUSTRY SALES IN CO-2

Boat Building	\$1.3	\$1.3 MILLION
Motor / Engine Mfgr.	\$0.0	
Accessory / Supplies Mfgr.	\$6.1	\$0.0 MILLION
TOTAL MFG. SALES	\$7.4	
Dealers / Wholesalers	\$17.9	\$6.1 MILLION
Boat Services	\$262.8	\$17.9 MILLION
TOTAL RETAIL & SERVICES SALES	\$280.7	\$262.8 MILLION

BOAT BUILDING DLRS/WHOLESALEERS
MOTOR/ENG. MFGR. BOAT SERVICES
ACC./SUPPLIES MFGR.